

SphereInvest | GROUP



www.sphereinvest.com/morningstar

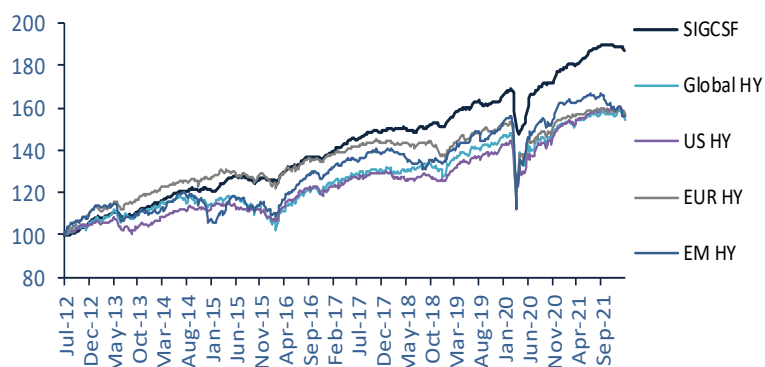
GLOBAL CREDIT STRATEGIES FUND

Investment Objective & Policy

SphereInvest Global Credit Strategies UCITS (“SIGCSF”) is a dynamically traded, unconstrained and opportunistic fixed income fund, which invests in a globally diversified, high conviction portfolio of corporate bonds and, at times, short-duration US Treasuries. We invest using three tools: fundamentals for credit selection; macroeconomics for market timing; and liquidity management, through cash and risk-free equivalents, for capital preservation.

Performance since Inception

	YtD	3 Years		Since Inception	
	Return	Return *	Sharpe	Return *	Sharpe
SIGCSF Class F (US\$)	-1.0%	6.4%	1.1	6.7%	1.8
Global HY (etf: HYG US)	-3.0%	4.5%	0.3	4.6%	0.5
US HY (etf: SPHY US)	-2.9%	6.1%	0.6	4.7%	0.6
EUR HY (etf: SYBJ GY)	-1.5%	3.6%	0.2	4.8%	0.5
EM HY (etf: HYEM US)	-2.7%	3.6%	0.2	4.8%	0.4
Bloomberg Barc Global Agg	-2.0%	2.3%	0.3	1.5%	0.1



Fund Inception: July 2012

Source: SphereInvest Group; ICE BofA

*Annualized Weekly Returns and Sharpe Ratios

The UCITS is actively managed by SphereInvest Group Limited. It is not managed with reference to any benchmark, the above comparisons are provided for information purposes only.

Monthly Performance since Inception

Share Class F (USD, ISIN: IE00BKXBBV70)

	Jan	Feb	Mar	April	May	Jun	July	Aug	Sep	Oct	Nov	Dec	YTD
2022	-1.04%												-1.04%
2021	0.54%	0.85%	0.02%	0.96%	0.85%	1.79%	0.41%	0.81%	0.10%	-0.04%	-0.52%	0.26%	6.25%
2020	1.09%	0.05%	-12.07%	2.67%	4.24%	5.53%	1.06%	0.81%	1.00%	-0.05%	2.69%	1.16%	7.31%
2019	2.34%	1.46%	0.60%	1.06%	0.22%	1.08%	0.93%	-1.43%	0.12%	1.01%	0.14%	1.69%	9.59%
2018	0.49%	-0.09%	-0.08%	0.39%	-0.71%	-0.75%	1.98%	-0.54%	0.87%	0.46%	-0.81%	0.07%	1.26%
2017	1.12%	1.30%	0.50%	0.98%	1.28%	-0.10%	0.66%	0.94%	0.48%	0.63%	-0.19%	0.44%	8.33%
2016	-0.34%	0.03%	2.86%	2.12%	0.55%	0.03%	1.96%	1.18%	-0.14%	0.36%	-0.72%	1.36%	9.56%
2015	-0.22%	1.80%	1.38%	1.66%	0.93%	-0.54%	-0.19%	-1.19%	-1.27%	1.82%	0.73%	-0.99%	3.91%
2014	0.84%	1.08%	0.84%	1.10%	1.20%	1.04%	-0.20%	0.91%	-0.51%	0.14%	0.66%	-0.71%	6.56%
2013	0.97%	0.11%	0.54%	1.64%	-0.04%	-2.16%	1.11%	-0.06%	1.70%	1.66%	0.14%	0.67%	6.40%
2012							0.15%	0.72%	0.78%	2.11%	1.24%	1.72%	6.90%

Share Class D (EUR, ISIN: IE00BKXBBB42)

	Jan	Feb	Mar	April	May	Jun	July	Aug	Sep	Oct	Nov	Dec	YTD
2022	-1.07%												-1.07%
2021	0.48%	0.80%	-0.06%	0.89%	0.79%	1.76%	0.35%	0.73%	0.07%	-0.08%	-0.57%	0.15%	5.46%
2020	0.89%	-0.10%	-12.52%	2.54%	4.12%	5.42%	0.99%	0.75%	0.92%	-0.11%	2.62%	1.05%	5.55%
2019	2.14%	1.22%	0.30%	0.77%	0.02%	0.94%	0.63%	-1.70%	-0.12%	0.73%	-0.05%	1.45%	6.45%
2018	0.32%	-0.36%	-0.32%	0.19%	-1.04%	-0.99%	1.75%	-0.66%	0.68%	0.19%	-1.08%	-0.20%	-1.56%
2017	0.82%	1.05%	0.40%	0.85%	1.13%	-0.23%	0.50%	0.78%	0.34%	0.42%	-0.29%	0.22%	6.15%
2016	-0.42%	-0.01%	2.57%	1.92%	0.39%	-0.08%	1.81%	0.98%	-0.25%	0.15%	-1.01%	1.23%	7.44%
2015	-0.29%	1.82%	1.33%	1.55%	0.97%	-0.63%	-0.20%	-1.27%	-1.46%	1.77%	0.91%	-1.13%	3.35%
2014	0.85%	1.06%	0.77%	1.09%	1.25%	1.01%	-0.21%	0.92%	-0.62%	0.12%	0.59%	-0.79%	6.18%
2013	0.87%	0.12%	0.54%	1.54%	-0.06%	-2.22%	1.16%	-0.07%	1.67%	1.66%	0.13%	0.65%	6.11%
2012							0.20%	0.66%	0.70%	2.04%	1.20%	1.62%	6.59%

Past performance does not predict future returns.

Fund Information as of January, 2022

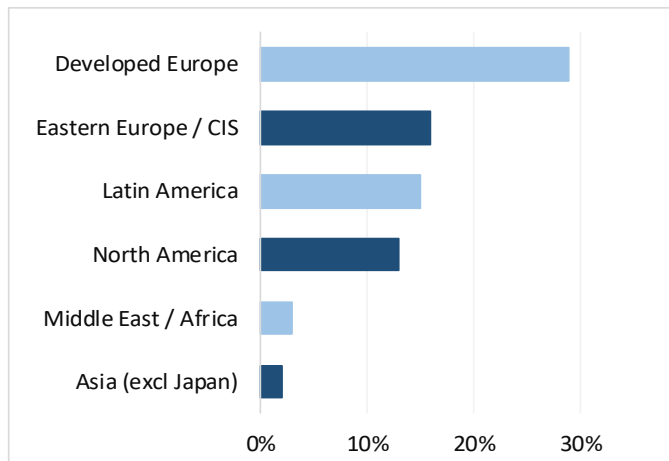
	Avg Rating	NAV (%)	Price	Duration	Yield	Spread
SphereInvest Global Credit Strategies	BB+	100 %	99.4	1.7	6.2 %	608
Cash and Equivalents	AA+	22 %				

Ratings by S&P/Fitch/Moody’s; remaining data calculated by SphereInvest.

Top 10 Holdings (in % of NAV, 27/01/22)

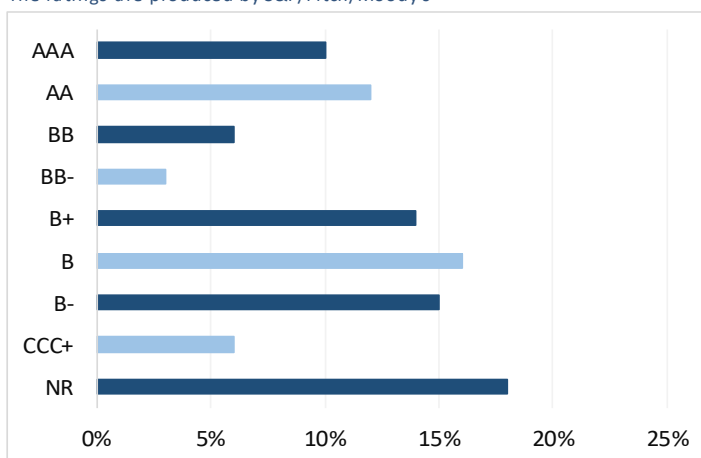
Bond	%
12.00% Quiport, 2033	3.5%
8.50% Danaos, 2028	3.2%
5.50% Alesa, 2027	3.1%
11.00% HKN Energy, 2024	3.1%
8.50% Tidewater, 2026	2.9%
8.875% Telecom Services of Trinidad & Tobago, 2029	2.9%
8.375% Diana Shipping, 2026	2.8%
5.875% Engineering Ingegneria Informatica, 2026	2.8%
5.50% eDreams ODIGEO, 2023	2.8%
8.45% Trans-Oil, 2026	2.7%

Regional Allocation (incl cash & equiv)

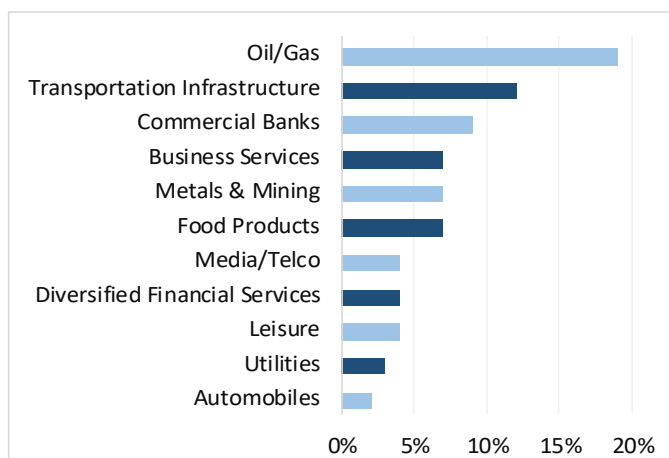


Credit Quality

The ratings are produced by S&P/Fitch/Moody’s



Sector Allocation (incl cash & equiv)



Fund Terms

Regulatory	UCITS V	Domicile	Ireland
Liquidity	Daily Pricing / Weekly dealing	Global Custodian	Citibank N.A., London
Start Date	2nd July 2012	Auditor	Deloitte (Ireland) LLP
Management Fee	1.5% p.a. (Retail), 1% p.a. (Institutional)	Legal Counsel	Eversheds Sutherland
Performance Fee	5% p.a. of the increase in the Net Asset Value per Share on each Valuation Day, above the high-water mark, payable annually.	Administrator	Apex Fund Services (Ireland) Limited
Minimum Investment	Retail = 25,000 (GBP,EUR,USD,CAD,CHF,NOK) Institutional = 200,000 (GBP,EUR,USD,CAD,CHF,NOK)		

Key Risks

The value of shares in the UCITS and income received from it can go down as well as up and investors may not get back the full amount invested. Performance may also be affected by currency fluctuations.

The UCITS seeks to achieve its investment objective by principally investing in a diversified portfolio of publicly-issued bonds. The UCITS may utilise financial derivative instruments for hedging, efficient portfolio management and/or investment purposes.

Bonds or other debt securities involve credit risk represented by the possibility of default by the issuer. In the event that any issuer experiences financial or economic difficulties, this may affect the value of the relevant securities and any amounts paid on such securities. This may in turn affect the Net Asset Value per Share of the UCITS.

Investment instruments have historically been subject to price movements that may occur due to market or issue-specific factors. As a result, the performance of the UCITS can fluctuate over time.

Other significant risks include: liquidity risk and operational risk. For full details of the risks applicable to the UCITS, please refer to the 'Risk Factors' sections in the current Prospectus of SphereInvest Global UCITS ICAV and the Offering Supplement of the UCITS sub-fund - SphereInvest Global Credit Strategies Fund.

Disclaimer - Important Information

This is a marketing communication issued by SphereInvest Group Limited ("SIGL"), a company incorporated in Malta and authorised and regulated by the Malta Financial Services Authority ("MFSA") as a UCITS and AIFM Investment Management Company.

SIGL is the Investment Manager of SphereInvest Global UCITS ICAV (the "UCITS"), a company incorporated under the laws of Ireland, authorised and regulated by the Central Bank of Ireland. Please refer to the Prospectus of the UCITS, the Offering Supplement of SphereInvest Global Credit Strategies Fund (a sub-fund of the UCITS) and to the Key Investor Information Document, available in English for all authorised share classes of the sub-fund upon request and via www.sphereinvest.com. In addition, a summary of investor rights is also available in English, upon request and via www.sphereinvest.com.

SphereInvest Global Credit Strategies Fund is notified for marketing in a number of European Member States under the UCITS Directive. The UCITS can terminate such notification for any share class and/or for the sub-fund (as a whole) at any time by using the process contained in article 93a of the UCITS Directive.

This publication is only being provided for illustrative purposes. It should not be construed as investment advice or an offer, invitation or recommendation to transact in any of the investment instruments mentioned. The investment which is being promoted through this communication concerns the acquisition of investor shares in SphereInvest Global Credit Strategies Fund (a sub-fund of the UCITS) and not in any of the underlying assets of this sub-fund.

Past performance does not predict future returns. Performance details provided are in share class currency, include reinvested dividends (if any), net of all fees, including any management and performance fees, as well as, all costs incurred by, and charged to, the UCITS.

Potential investors should seek their own independent financial advice. Every investment involves risk, especially with regard to fluctuations in value, currency movement and return. The value of investments and the income therefrom can go down as well as up. Prospective Investors should read the Prospectus and Offering Supplement for details and specific risk factors of the UCITS promoted herein.

Share Class D monthly performance information is being disclosed to enable investors to see actual returns achieved since inception in the Euro share class.